



ಬೃಹತ್ ಬೆಂಗಳೂರು ಮಹಾನಗರ ಪಾಲಿಕೆ
Bruhat Bengaluru Mahanagara Palike



BBMP COVID-19 WAR ROOM 30.10.2022



OVERVIEW OF COVID-19 IN BENGALURU



CASE TRENDS

ACTIVE CASES **1,820**

Confirmed Cases

114

18,74,629 #

Recovered Cases

61

18,55,819 #

Death Cases

0

16,990 #



HOSPITALIZATION

15

ICU – V

-

ICU

2

HDU

2

General

11

INCLUDES GOVT. QUOTA AND PRIVATE WALK-IN HOSPITALIZATION



VACCINATION

802

2,04,75,499 #

First Dose

89

96,77,228 #

Second Dose

146

94,78,589 #

Precaution Dose

567

13,19,682 #



TRIAGING

MTU

4

Tele Triage

108



ACTIVE CLUSTERS

0

Budding Clusters
(<5 Cases)

0

Clusters (> 5 cases)

0



TESTING

1,686

3,19,40,379 #

RAT

252

RTPCR

1,434

Positivity : 6.82%

*FOR LAST 7 DAYS

: indicates cumulative numbers till date



ABSTRACT OF COVID-19 SCENARIO IN BENGALURU


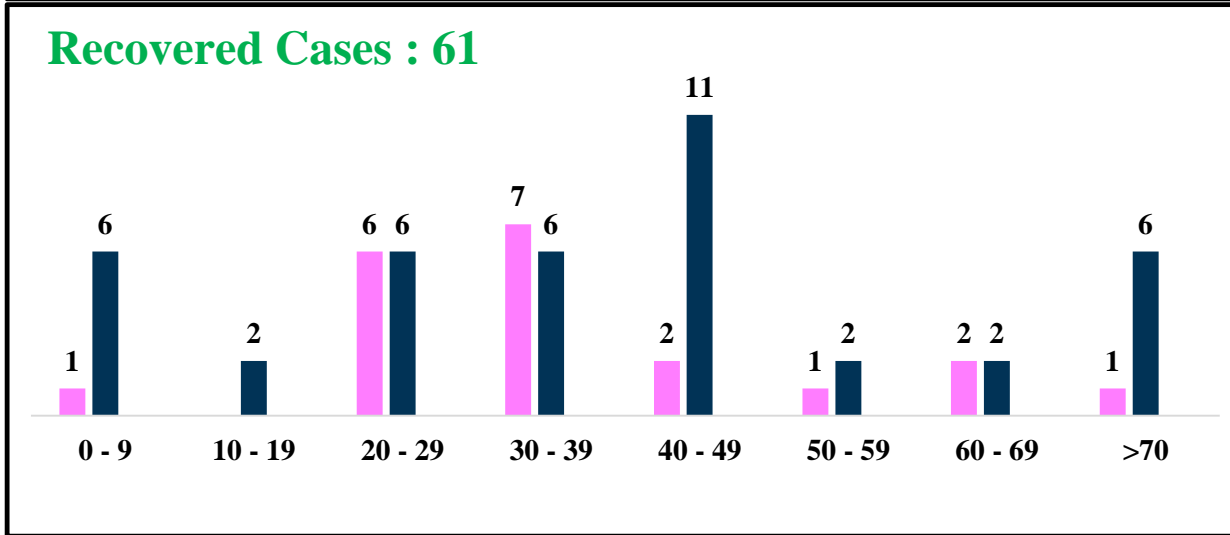
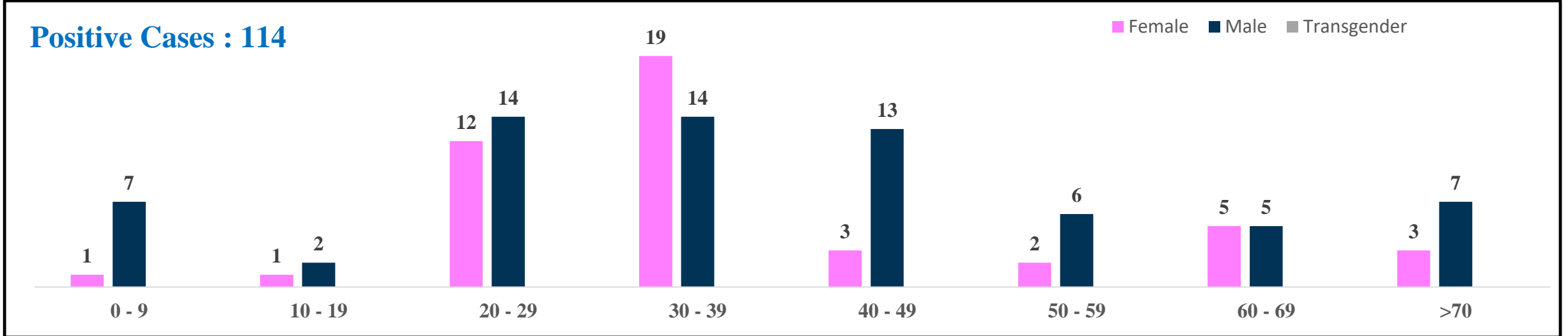


	MALE			FEMALE			TRANSGENDER			TOTAL		
	Last 24 Hours	Last 7 Days	Cumulative	Last 24 Hours	Last 7 Days	Cumulative	Last 24 Hours	Last 7 Days	Cumulative	Last 24 Hours	Last 7 Days	Cumulative
Positive Cases	68	385	11,04,765	46	304	7,68,972	0	0	196	114	689	18,74,629
Recovered Cases	41	460	10,92,718	20	392	7,63,007	0	0	187	61	852	18,55,819
Death Cases	0	0	10,760	0	0	6,226	0	0	4	0	0	16,990
Total Tests Done	In Last 24 hrs. : 1,686			In last 7 days : 10,108			Cumulative : 3,19,40,379					
Vaccine Doses Administered	In Last 24 hrs. : 802			In last 7 days : 1,947			Cumulative : 2,04,75,499					
ACTIVE CASES									1,820			

*Covid deaths occurred today : 00 | Covid deaths occurred beyond last 24hrs., reported today : 00

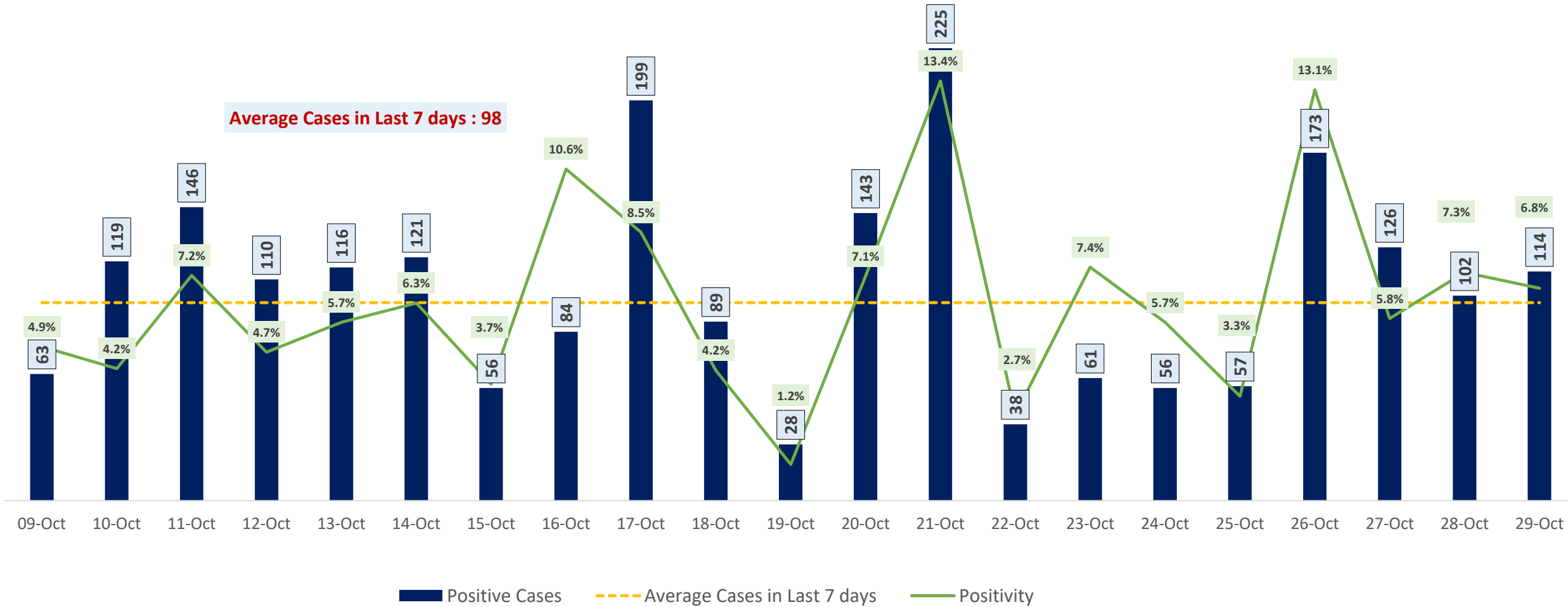


LAST 24 HOURS AGE GROUP AND GENDER WISE DISTRIBUTION





POSITIVITY RATE OF BENGALURU – LAST 21 DAYS

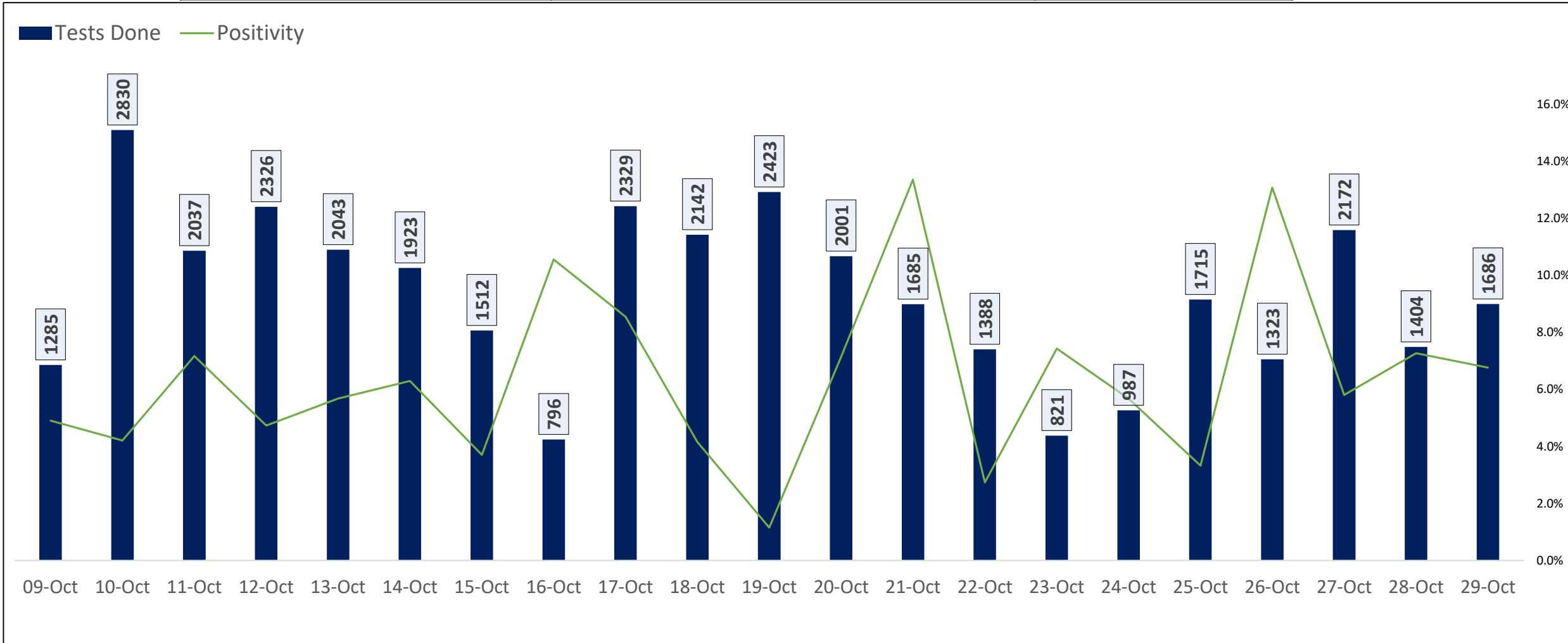




TESTING TRENDS IN BENGALURU

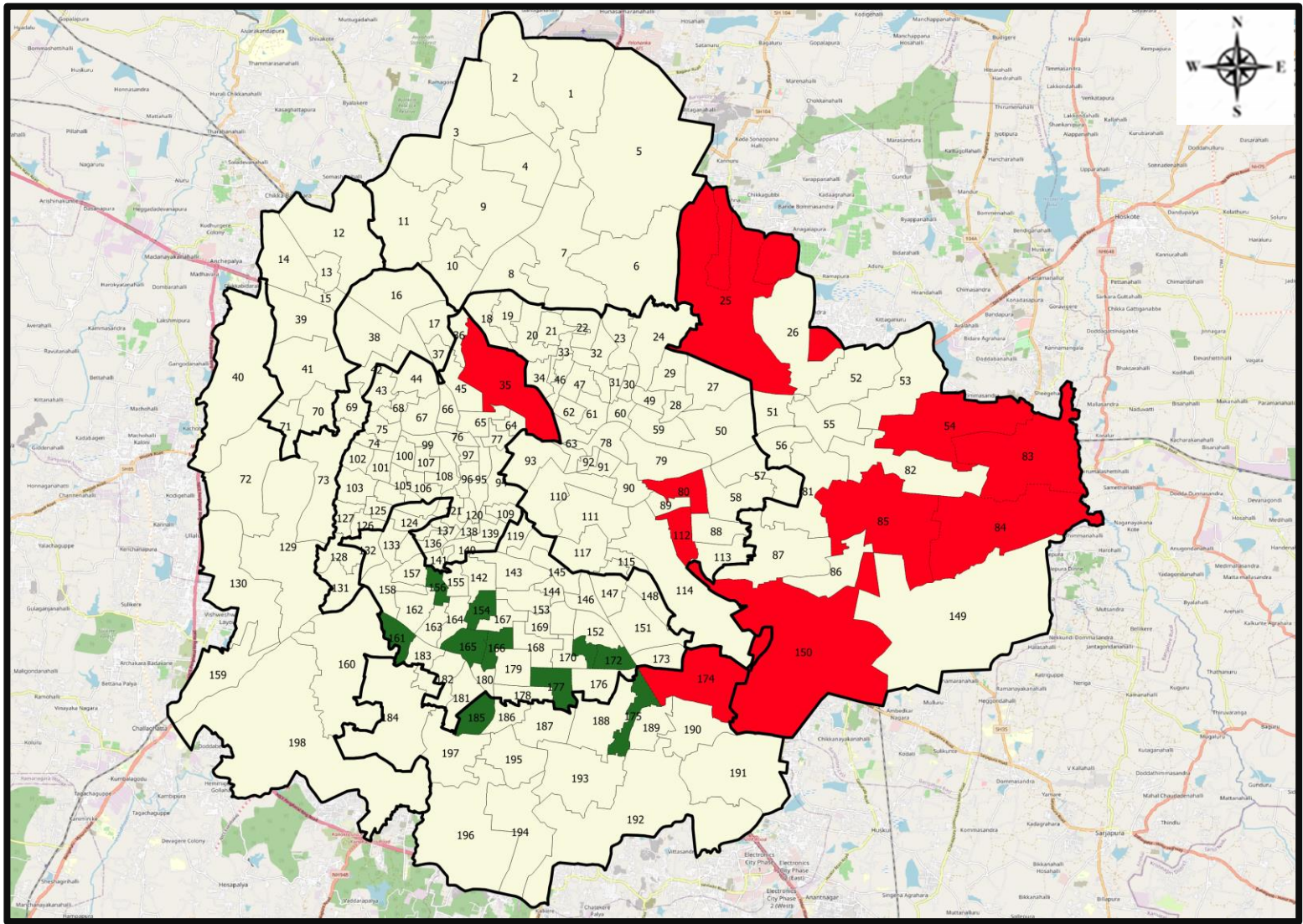


Total Test Conducted Till Date	Test Conducted Last 24 hours	Last 7 Days Average
3,19,40,379	1,686	1,444





BENGALURU URBAN MAP SHOWING TREND OF POSITIVE CASES IN LAST 7 DAYS



Top 10 wards reporting highest number of positive cases in last 10 days

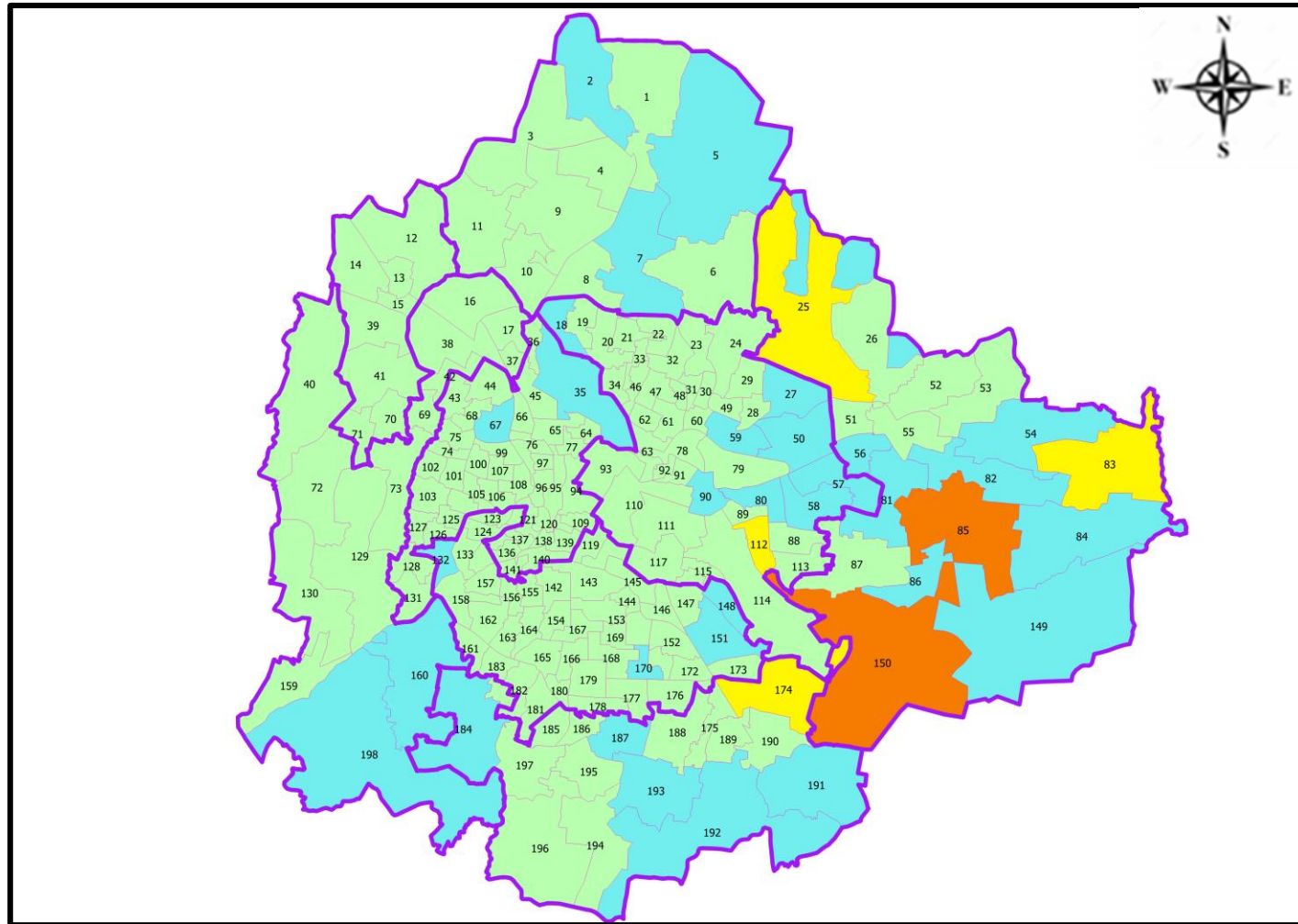
Ward No.	Ward Name	Daily Cases Average
150	Bellanduru	4
85	Dodda Nekkundi	3
174	HSR Layout	2
112	Domlur	2
25	Horamavu	1
83	Kadugodi	1
35	Aramane Nagar	1
54	Hudi	1
80	Hoysala Nagar	1
84	Hagadur	1







Top 10 wards reporting least number of positive cases in last 7 days

Ward No.	Ward Name	Daily Cases Average
185	Yelchenahalli	0
178	Sarakki	0
177	J P Nagar	0
175	Bommanahalli	0
171	Gurappanapalya	0
165	Ganesh Mandiara Ward	0
163	Katriguppe	0
161	Hosakerehalli	0
156	Srinagara	0
154	Basavanagudi	0



BENGALURU MAP SHOWING INTENSITY OF POSITIVE CASES IN LAST 7 DAYS



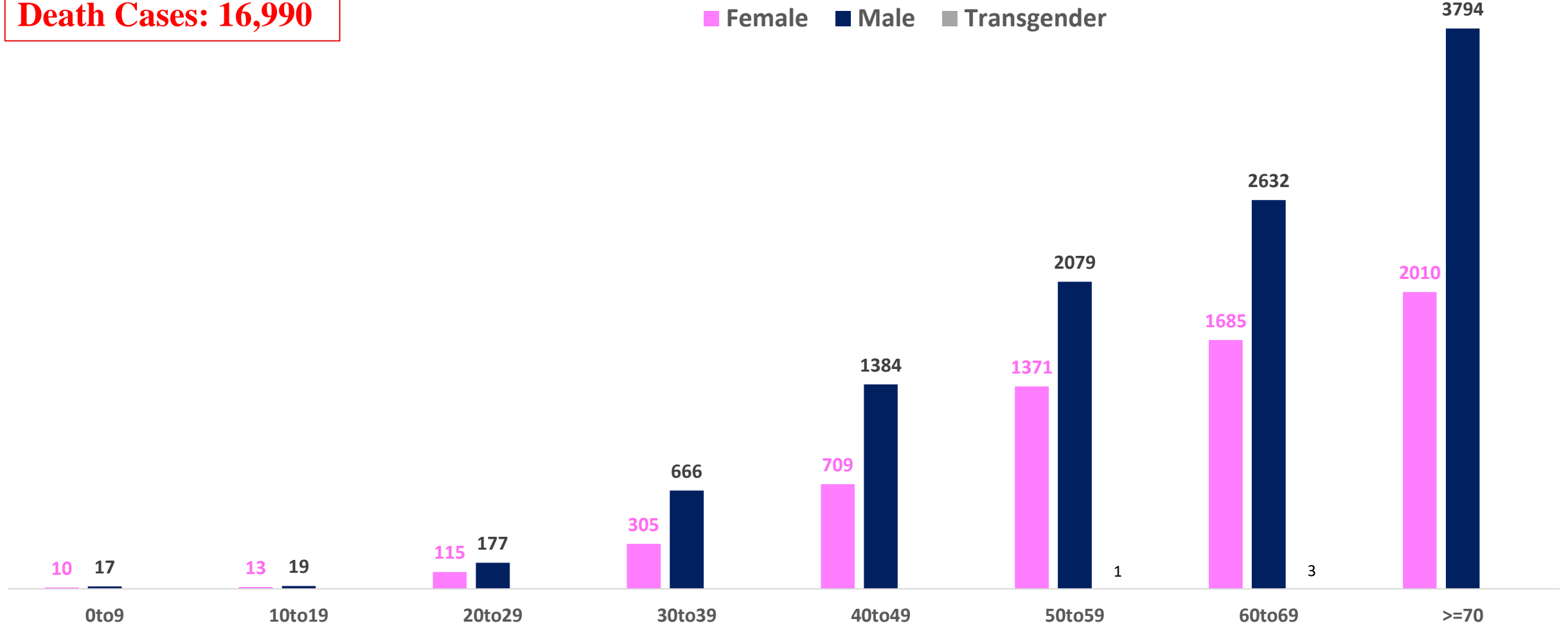
-  **Level 1 : 0 to 3 Cases**
-  **Level 2 : 3 to 10 Cases**
-  **Level 3 : 10 to 20 Cases**
-  **Level 4 : 20 to 50 Cases**
-  **Level 5 : More than 50 Cases**
-  **Zone Boundaries**



AGE AND GENDER WISE DISTRIBUTION OF DEATH CASES



Death Cases: 16,990





COVID-19 SCENARIO IN BENGALURU AND OTHER METROPOLITAN CITIES



CITY NAME	Positive Cases	Active Cases	Recovered	Deceased	Vaccine Doses Administered
New Delhi	20,06,105	396	19,79,201	26,508	3,73,15,664
Bengaluru*	18,74,629	1,820	18,55,819	16,990	2,37,77,124
Mumbai	11,52,938	561	11,32,639	19,738	2,21,33,508
Chennai	7,92,571	526	7,82,975	9,070	1,13,95,336

Source : <https://dashboard.cowin.gov.in/> at 5:00pm (30.10.2022)
Source : <https://www.covid19bharat.org/> at 5:00pm (30.10.2022)

*includes BBMP & Bengaluru Urban



SNAPSHOT OF COVID-19 CASES IN BENGALURU URBAN



**Total Wards With
< =10 Cases* :
192**

**Tests Conducted
on 29.10.2022:
1,686**

**Recovery
Rate*:
99.00%**

**Total
Active Cases :
1,820**

**Total Vaccinated
on 29.10.2022:
802**

**Positivity
Rate* :
6.82%**

**Active
Rate*:
0.10%**

**Case
Fatality Rate* :
0.00%**





*Total positive cases In the past 7 days

*CFR and positivity is for Past 7 days



ಬೃಹತ್ ಬೆಂಗಳೂರು ಮಹಾನಗರ ಪಾಲಿಕೆ
Bruhat Bengaluru Mahanagara Palike



Download BBMP Bulletin	https://apps.bbmpgov.in/covid19/mediabulletin.php
To register for vaccination :	https://selfregistration.cowin.gov.in/
BBMP COVID19 Dashboard:	https://apps.bbmpgov.in/covid19/
Follow us on:	 www.facebook.com/bbmp.comm1/
	 twitter.com/BBMPCOMM
	  BBMPSplHealth



Issued by:

Honorable Chief Commissioner, BBMP
Special Commissioner Health & IT, BBMP
MD, Bengaluru Smart City Limited

THANK YOU !

